



Hardtop Screen Enclosures

- This is a "materials supplied" screen enclosure kit designed to add beauty and functional 3 season living space to your home.
- YOU BUILD IT so you can choose the measurements that suit your needs.
- Heavy Duty, Load Bearing Aluminum Construction
- **PLEASE NOTE: No glass - screens only**

ROOF

- Rigid insulated roofing system
- 3", 4" & 6" thick "snap lock" roof system gives superior strength and durability
- Each roof panel is made up of a polystyrene core with an .024 gauge laminated aluminum on both sides

- You may have a roof overhang beyond the screen panel walls of up to 3 feet! This gives you additional weather protection and allows you to control the aesthetics of your room.
- Optional panel designed to hold your ceiling fan!

FRAME

- Frame is all extruded aluminum with baked on enamel finish
- Frames - Horizontal extrusions are 1" x 2" / Vertical extrusions are 2" x 2"
- You can place the support bar, which is on the inside of the screen panels, anywhere within the range of center height to 1/3 height.
- This means that you can create a clear line of sight for when you are seated in the room.
- Your choice of **no** kick-plates or 18" or 24" kick-plates
- Your choice of 8' or 10' vertical components (then you cut to your size!)
- We suggest a screen panel width of 36" to 44" wide.



GENERAL

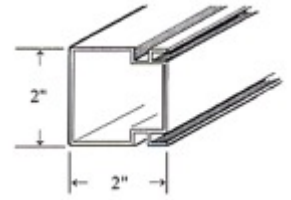
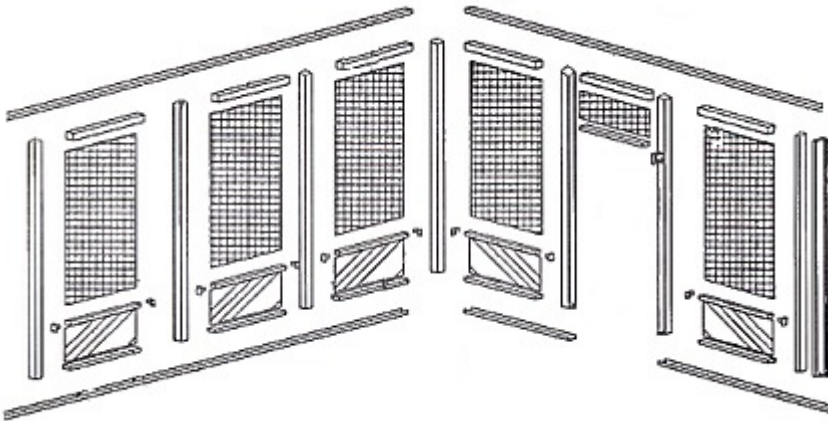
- An out-swinging pre assembled aluminum door, 3' x 6'8" is standard with each kit
- The front fascia gutter contains a full rain gutter system, including scuppers to direct the water run off away from your unit
- All panels are bolted together. No silly cables or plastic pieces. The supplied hardware is extruded aluminum for maximum

Please Read:

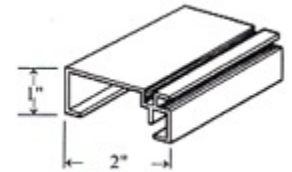
The pricing table below is a **PRICE SAMPLING** for a few sizes of a hardtop screen enclosure kit. Each project is different. We will need some specific information to give you a quotation. See requirements for quotation sheet from WEB site. **THEN call us toll free!**

1.800.922.4760

Projection	Width	Roof Thickness	Loading	Wall Height	Kick-plate	Price \$US -Credit Card-	Price \$US -Cashier's Check-
10'	20'	3"	20 lbs./sq.ft.	8'	none	\$3968.00	\$3769.60
		4"	40 lbs./sq.ft.		none	\$4348.00	\$4130.60
		6"	50 lbs./sq.ft.		none	\$4808.00	\$4567.60
12'	24'	3"	-	8'	none	\$5366.40	\$5098.08
		4"	20 lbs./sq.ft.		none	\$5913.60	\$5617.92
		6"	40 lbs./sq.ft.		none	\$6576.00	\$6247.20



H122 - Vertical supports

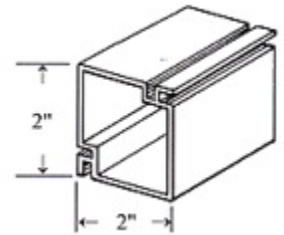


H121 - Horizontal supports...top, bottom and mullion

It is this easy! Made for the do it yourselfer - made to last!

This should help you choose the thickness of roof you need for your application...

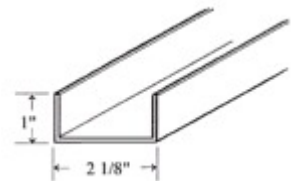
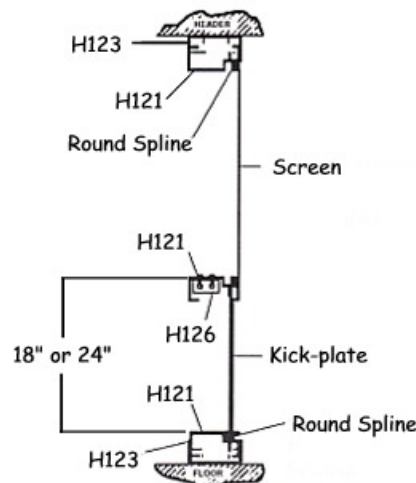
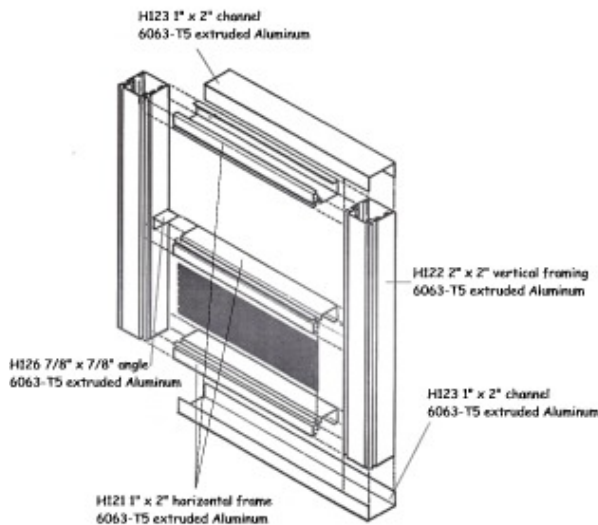
Projec-	3" Roof Thickness	4" Roof Thickness	6" Roof Thickness
6'	50 lbs./sq. ft.	Available but overkill	Available but overkill
8'	30 lbs./sq. ft.	50 lbs./sq. ft.	Available but overkill
10'	20 lbs./sq. ft.	40 lbs./sq. ft.	50 lbs./sq. ft.
12'	Insufficient Loading	20 lbs./sq. ft.	40 lbs./sq. ft.
14'	Insufficient Loading	Insufficient Loading	30 lbs./sq. ft.



H120 - Used in place of the H122 on a corner

Not included in your kit:

- Screws to attach u-channel to house wall.
- Sealant for u-channel to con-



H123 - top and bottom U channels