



Hardtop Screen Enclosures

Our hard top screen rooms are the ultimate in outdoor living. They stay up all year round and can be designed for any size deck or patio. High quality and durable, the **engineered polystyrene core roof panels** come in three thicknesses and the extruded framing for the walls comes in three frame colors. .



Overall we offer you the widest choice in screened enclosure selection and pricing. Protect you from the West Nile Virus by helping you stay clear of that pesky mosquito. Additionally you can turn your sun baked deck or patio into a shaded oasis while protecting your outdoor furniture from the rain

- No obligation quotations!
- Nation-wide factory to door delivery!
- 3-4 week delivery times
- Engineering available for most states
- Almost any size is possible!
- Over 14 years experience in helping you do it yourself!

- Insulated Hard Top Screen Enclosure Systems
- [Limited 10 year warranty](#)
- Toll Free help line ... 1.800.922.4760
- Shipment tracking
- Over 14 years supplying contractors, government, commercial, HOA's and commercial corporations... [click](#)



- Extruded aluminum screen wall system
- [Tools You May Need...click here](#)
- Screen walls in white, ivory or dark bronze.
- Designed for "on site" final cuts by you!
- Extruded Aluminum Side Fascia and Gutters
- Wall attached structures

- 20, 30 & 40+ lb./sq. ft. snow load ratings (below)
- 3", 4" & 6" thick "**engineered**" panels
- 024" laminated aluminum on both sides
- Projections from 4' to 20' & Widths from 4' up!
- Polystyrene Core Insulated Roof panels
- Includes all hardware and screening



We accept VISA, MasterCard and PayPal payments
OR get a 5% discount by sending a Certified Check.
Please note special or custom orders not returnable.

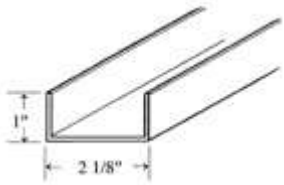
**For Information or to order
CALL (800) 922-4760**



About our Extruded Aluminum Frame & Screening System:

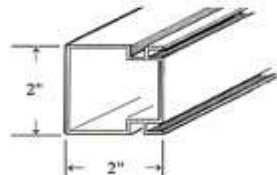
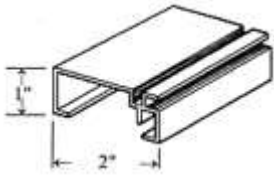
1. This is a **"materials supplied"** screen room system designed to add beauty and functional 3 season living space to your home. To help you close in your insulated roof system, you will receive 16' and 20' lengths of material. All material is extruded aluminum, and will be supplied in up to 4 different profiles depending on your application. You will be cutting both the vertical and horizontal profiles from these 16' & 20' lengths, and screwing them together, much like an Erector set! A chop saw with a metal blade is all you need. Our system is supplied with everything 'internal' to the kit including all the screws, mullion clips, spline, screening and weather-stripping required for your application.

2. **U Channels:** These are installed first. H123 - 1" x 2" U channels are installed on the bottom horizontal surfaces (floor) and on all vertical surfaces (house wall or if your system requires posts). The H124 - 2" x 2" U channels are installed on the underside of the insulated roof structure. **The H123 U channel has a .050" wall thickness.**



3. **Main Frames:** These are installed next. The 2" x 2" frames are used vertically and their spacing is indicated by red squares in your quotation drawing. If there is no kick-plate in your application, you will also be using the 2" x 2" frames as horizontal "chair rails" between the verticals. **The H122 mainframe has a .048" wall thickness and the H120 mainframe (for corners) has a .062" wall thickness.** The 1" x 2" frames

are also used vertically and are indicated by green squares in your quotation drawing. The 1" x 2" frames will be installed in the U channels both on the floor and on the underside of your roof. If you have opted for the kick-plate, they will also cap the top of your kick-plate. **The H121 mainframe has a .048" wall thickness.**



1. You will need to make a choice of no kick-plates or 18" or 24" kick-plates
2. With 'no' kick-plate, the horizontal 2x2 that is installed between verticals can be placed at any height you wish. We recommend somewhere below the midpoint to create a clear line of sight for when you are seated in the room.
3. Your wall height is determined by the underside of our insulated roof system the height that you have mounted it on your existing structure.
4. We will suggest a screen panel width of 29" to 60" wide depending on the size of your entire system. We will also lay this out so that the spacing is aesthetically pleasing all the way around. In other words we will avoid having 29" openings on one wall and 42" openings on an adjacent wall. You will receive a drawing from us indicating both 1x2 & 2x2 mainframe placements
5. You may choose to have as many 3' x 6'8" out-swinging knock down aluminum doors as you deem necessary.

General Information:

- The framing is all extruded aluminum with baked on enamel finish.
- All parts, which you will cut yourself on site, are screwed together. No plastic pieces. The supplied hardware is extruded aluminum for maximum strength and weather-ability.
- This is a permanent installation where the material **MUST** be screwed to a deck or patio.
- All pricing includes regular charcoal fiberglass screening with an 18x16 nominal mesh count and all the spline necessary for installation.
- This is a very high quality, long lasting screen room that is easily assembled within one to three days depending on the size of your application.
- **Color Choices:** Frame Extrusions - WHITE / CLAY / BRONZE
- Full one year warranty against manufacturers defects



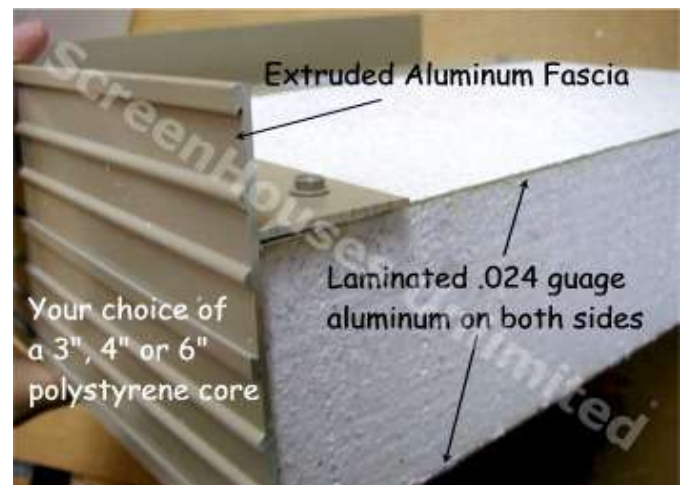


About the Roof:

1. Rigid insulated roofing system
2. 3", 4" & 6" thick "snap lock" roof system gives superior strength and durability. The selection of roof thickness is determined by the load rating requirements of your local building department - *you will need to call to them to get that information...*
3. The roof is a specially designed 'snap-lock system. VERY easy to assemble and completely water tight! Shown here with the blue protective tape for shipping purposes.
4. **You can get a quotation on any size insulated screen room** - - In order to get a quote... You will **FIRST** need to call your local building department to get the required loading for your area.
5. This is a "**materials supplied**" screen room kit designed to add beauty and functional 3 season living space to your home. You will receive all your roof panels, back wall attachment channel, the two side fascia's to cap your roof panels on each side and the front gutter. All aluminum parts are extruded aluminum. You will also receive all the necessary hardware, caulking and sealing tape for all your seams.
6. Be sure to choose the measurements, both along the house and projecting away from the house that best suit your needs.
7. Heavy Duty, Load Bearing Aluminum Construction
8. Each roof panel is made up of a polystyrene core with an .024 gauge laminated aluminum on both sides
9. Final roof sizes, of odd numbered sizes, are cut to size by the customer on site. For example if you want a 19' width, you will get 5 - 4' wide panels one (or two) of which will be trimmed to create the final 19' dimension.
10. You may have a roof overhang beyond the the screen walls of up to 2 feet! This gives you additional weather protection and allows you to control the aesthetics of your room.
11. The minimum roof overhang beyond the screen walls is 6". For example if your wall foot print is 11'6" out x 13' wide your roof will have a minimum measurement of 12' x 14'.
12. **Option:** fan beam panel - a roof panel designed to hold the weight of a ceiling mounted fan! See diagram to the right..
13. This is a very high quality, long lasting patio cover that is easily assembled within one to two days depending on the size you are building.
14. Attaches to your home or cottage wall
15. The front fascia gutter contains a full rain gutter system, including scuppers to direct the water run off away from your unit (downspouts purchased locally).
16. Color Choices: Roof Panels - WHITE Fascia Gutter & Side fascia - WHITE, CLAY & BRONZE (**note:** clay & bronze in 3" profile only!)
17. Full one year warranty against manufacturers defects



The roof is a specially designed 'snap-lock system. It is VERY easy to assemble and completely water tight! Shown here with the blue protective tape which is used for shipping purposes.



We accept VISA, MasterCard and PayPal payments
OR get a 5% discount by sending a Certified Check.
Please note special or custom orders not returnable.

**For Information or to order
CALL (800) 922-4760**



Quote # 128106- REV011915	Projection	Width	Roof Thickness	Load Capacity	Wall Height "C"	Kick-plate	Door	Price \$US -Credit Card-	2016 Pricing Until June 1st ONLY
Roof ("A" x "B")	8'	16'	3"	60lbs./sq. ft. At 7 ft.	-	-	1	\$3074.92 (2015 Pricing)	\$2810.63
Walls ("D" x "E")	7'	14'	-		8'	18"			

THIS UNIT: (Quote #128106-REV011915) gives you the following...

Roof Panels: 8' x 16' (White)

Using 3" thick insulated panels - (4) x 4' wide panels (.024" laminated aluminum skin) includes all the panels, front fascia gutter & side fascia, scuppers, rear c-channels, screws, sealant, tar tape.

Screen Walls: 7' x 14' (White, Clay or Dark Bronze)

7' (two walls) / 14' (single wall), 8' high walls - 2" extruded aluminum screen enclosure system... with all 2 x 2's, 1 x 2's, u-channel, mullion clips, screws, foam tape, spline, charcoal fiberglass screening, 18" kickplate, one OS 36" screen door.

Quote # 128109- REV011915	Projection	Width	Roof Thickness	Load Capacity	Wall Height "C"	Kick-plate	Door	Price \$US -Credit Card-	2016 Pricing Until June 1st ONLY
Roof ("A" x "B")	8'	20'	3"	60lbs./sq. ft. At 7 ft.	-	-	1	\$3438.73 (2015 Pricing)	\$3139.41
Walls ("D" x "E")	7'	18'	-		8'	18"			

THIS UNIT: (Quote #128109-REV011915) gives you the following...

Roof Panels: 8' x 20' (White)

Using 3" thick insulated panels - (5) x 4' wide panels (.024" laminated aluminum skin) includes all the panels, front fascia gutter & side fascia, scuppers, rear c-channels, screws, sealant, tar tape.

Screen Walls: 7' x 18' (White, Clay or Dark Bronze)

7' (two walls) / 18' (single wall), 8' high walls - 2" extruded aluminum screen enclosure system... with all 2 x 2's, 1 x 2's, u-channel, mullion clips, screws, foam tape, spline, charcoal fiberglass screening, 18" kickplate, one OS 36" screen door.

Quote # 128110- REV011915	Projection	Width	Roof Thickness	Load Capacity	Wall Height "C"	Kick-plate	Door	Price \$US -Credit Card-	2016 Pricing Until June 1st ONLY
Roof ("A" x "B")	8'	24'	3"	60lbs./sq. ft. At 7 ft.	-	-	1	\$3776.65 (2015 Pricing)	\$3444.89
Walls ("D" x "E")	7'	22'	-		8'	18"			

THIS UNIT: (Quote #128110-REV011915) gives you the following...

Roof Panels: 8' x 24' (White)

Using 3" thick insulated panels - (6) x 4' wide panels (.024" laminated aluminum skin) includes all the panels, front fascia gutter & side fascia, scuppers, rear c-channels, screws, sealant, tar tape.

Screen Walls: 7' x 22' (White, Clay or Dark Bronze)

7' (two walls) / 18' (single wall), 8' high walls - 2" extruded aluminum screen enclosure system... with all 2 x 2's, 1 x 2's, u-channel, mullion clips, screws, foam tape, spline, charcoal fiberglass screening, 18" kickplate, one OS 36" screen door.



Quote # 128115- REV011915	Projection	Width	Roof Thickness	Load Capacity	Wall Height "C"	Kick-plate	Door	Price \$US -Credit Card-	2016 Pricing Until June 1st ONLY
Roof ("A" x "B")	10'	20'	3"	40lbs./sq. ft. At 9 ft.	-	-	1	\$3851.28 (2015 Pricing)	\$3512.05
Walls ("D" x "E")	9'	18'	-		8'	18"			

THIS UNIT: (Quote #128115-REV011915) gives you the following...

Roof Panels: 10' x 20' (White)

Using 3" thick insulated panels - (5) x 4' wide panels (.024" laminated aluminum skin) includes all the panels, front fascia gutter & side fascia, scuppers, rear c-channels, screws, sealant, tar tape.

Screen Walls: 9' x 18' (White, Clay or Dark Bronze)

9' (two walls) / 18' (single wall), 8' high walls - 2" extruded aluminum screen enclosure system... with all 2 x 2's, 1 x 2's, u-channel, mullion clips, screws, foam tape, spline, charcoal fiberglass screening, 18" kickplate, one OS 36" screen door.

Quote # 128112- REV011915	Projection	Width	Roof Thickness	Load Capacity	Wall Height "C"	Kick-plate	Door	Price \$US -Credit Card-	2016 Pricing Until June 1st ONLY
Roof ("A" x "B")	10'	24'	3"	40lbs./sq. ft. At 9 ft.	-	-	1	\$4283.44 (2015 Pricing)	\$3902.35
Walls ("D" x "E")	9'	22'	-		8'	18"			

THIS UNIT: (Quote #128112-REV011915) gives you the following...

Roof Panels: 10' x 24' (White)

Using 3" thick insulated panels - (6) x 4' wide panels (.024" laminated aluminum skin) includes all the panels, front fascia gutter & side fascia, scuppers, rear c-channels, screws, sealant, tar tape.

Screen Walls: 9' x 22' (White, Clay or Dark Bronze)

9' (two walls) / 22' (single wall), 8' high walls - 2" extruded aluminum screen enclosure system... with all 2 x 2's, 1 x 2's, u-channel, mullion clips, screws, foam tape, spline, charcoal fiberglass screening, 18" kickplate, one OS 36" screen door.

Quote # 128212- REV011915	Projection	Width	Roof Thick-ness	Load Capacity	Wall Height "C"	Kick-plate	Door	Price \$US -Credit Card-	2016 Pricing Until June 1st ONLY
Roof ("A" x "B")	12'	16'	4"	40lbs./sq. ft. At 11 ft.	-	-	1	\$4165.40 (2015 Pricing)	\$3793.41
Walls ("D" x "E")	11'	14'	-		8'	18"			

THIS UNIT: (Quote #128212-REV011915) gives you the following...

Roof Panels: 12' x 16' (White)

Using 4" thick insulated panels - (4) x 4' wide panels (.024" laminated aluminum skin) includes all the panels, front fascia gutter & side fascia, scuppers, rear c-channels, screws, sealant, tar tape.

Screen Walls: 11' x 14' (White, Clay or Dark Bronze)

11' (two walls) / 14' (single wall), 8' high walls - 2" extruded aluminum screen enclosure system... with all 2 x 2's, 1 x 2's, u-channel, mullion clips, screws, foam tape, spline, charcoal fiberglass screening, 18" kickplate, one OS 36" screen door.



Quote # 128214- REV011915	Projection	Width	Roof Thickness	Load Capacity	Wall Height "C"	Kick-plate	Door	Price \$US -Credit Card-	2016 Pricing Until June 1st ONLY
Roof ("A" x "B")	12'	20'	4"	40lbs./sq. ft. At 11 ft.	-	-	1	\$4770.33 (2015 Pricing)	\$4340.55
Walls ("D" x "E")	11'	18'	-		8'	18"			

THIS UNIT: (Quote #128214-REV011915) gives you the following...

Roof Panels: 12' x 20' (White)

Using 4" thick insulated panels - (5) x 4' wide panels (.024" laminated aluminum skin) includes all the panels, front fascia gutter & side fascia, scuppers, rear c-channels, screws, sealant, tar tape.

Screen Walls: 11' x 18' (White, Clay or Dark Bronze)

11' (two walls) / 18' (single wall), 8' high walls - 2" extruded aluminum screen enclosure system... with all 2 x 2's, 1 x 2's, u-channel, mullion clips, screws, foam tape, spline, charcoal fiberglass screening, 18" kickplate, one OS 36" screen door.

Quote # 128235- REV011915	Projection	Width	Roof Thickness	Load Capacity	Wall Height "C"	Kick-plate	Door	Price \$US -Credit Card-	2016 Pricing Until June 1st ONLY
Roof ("A" x "B")	12'	24'	4"	40lbs./sq. ft. At 11 ft.	-	-	1	\$5282.93 (2015 Pricing)	\$4803.24
Walls ("D" x "E")	11'	22'	-		8'	18"			

THIS UNIT: (Quote #128235-REV011915) gives you the following...

Roof Panels: 12' x 24' (White)

Using 4" thick insulated panels - (6) x 4' wide panels (.024" laminated aluminum skin) includes all the panels, front fascia gutter & side fascia, scuppers, rear c-channels, screws, sealant, tar tape.

Screen Walls: 11' x 22' (White, Clay or Dark Bronze)

11' (two walls) / 22' (single wall), 8' high walls - 2" extruded aluminum screen enclosure system... with all 2 x 2's, 1 x 2's, u-channel, mullion clips, screws, foam tape, spline, charcoal fiberglass screening, 18" kickplate, one OS 36" screen door.

Quote # 128254- REV011915	Projection	Width	Roof Thickness	Load Capacity	Wall Height "C"	Kick-plate	Door	Price \$US -Credit Card-	2016 Pricing Until June 1st ONLY
Roof ("A" x "B")	12'	28'	4"	40lbs./sq. ft. At 11 ft.	-	-	1	\$6345.53 (2015 Pricing)	\$5764.97
Walls ("D" x "E")	11'	26'	-		8'	18"			

THIS UNIT: (Quote #128254-REV011915) gives you the following...

Roof Panels: 12' x 28' (White)

Using 4" thick insulated panels - (7) x 4' wide panels (.024" laminated aluminum skin) includes all the panels, front fascia gutter & side fascia, scuppers, rear c-channels, screws, sealant, tar tape.

Screen Walls: 11' x 26' (White, Clay or Dark Bronze)

11' (two walls) / 26' (single wall), 8' high walls - 2" extruded aluminum screen enclosure system... with all 2 x 2's, 1 x 2's, u-channel, mullion clips, screws, foam tape, spline, charcoal fiberglass screening, 18" kickplate, one OS 36" screen door.



Quote # 141575- REV011915	Projection	Width	Roof Thickness	Load Capacity	Wall Height "C"	Kick-plate	Door	Price \$US -Credit Card-	2016 Pricing Until June 1st ONLY
Roof ("A" x "B")	14'	24'	6"	40lbs./sq. ft. At 13 ft.	-	-	1	\$6726.92 (2015 Pricing)	\$6417.57
Walls ("D" x "E")	13'	22'	-		8'	18"			

THIS UNIT: (Quote #141575-REV011915) gives you the following...

Roof Panels: 14' x 24' (White)

Using 6" thick insulated panels - (6) x 4' wide panels (.024" laminated aluminum skin) includes all the panels, front fascia gutter & side fascia, scuppers, rear c-channels, screws, sealant, tar tape.

Screen Walls: 13' x 22' (White, Clay or Dark Bronze)

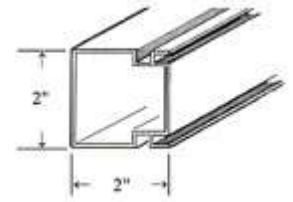
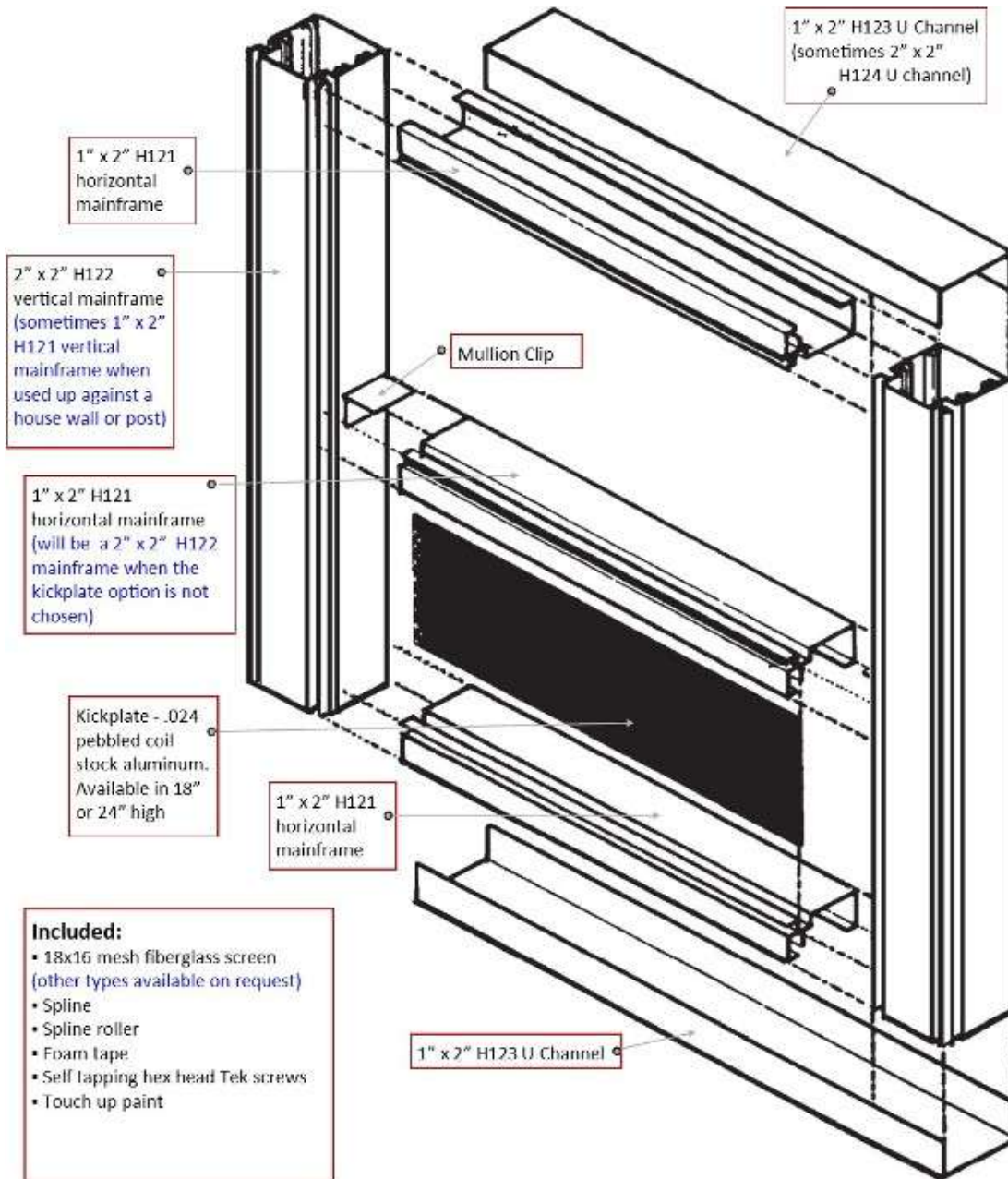
13' (two walls) / 22' (single wall), 8' high walls - 2" extruded aluminum screen enclosure system... with all 2 x 2's, 1 x 2's, u-channel, mullion clips, screws, foam tape, spline, charcoal fiberglass screening, 18" kickplate, one OS 36" screen door.

Maximum Panel Simple Span Load Table			
Projection	3" Roof Thickness	4" Roof Thickness	6" Roof Thickness
6'	80 lbs./sq. ft.	over - 80 lbs./sq. ft.	over - 80 lbs./sq. ft.
8'	50 lbs./sq. ft.	70 lbs./sq. ft.	over - 80 lbs./sq. ft.
10'	30 lbs./sq. ft.	50 lbs./sq. ft.	70 lbs./sq. ft.
12'	20 lbs./sq. ft.	35 lbs./sq. ft.	50 lbs./sq. ft.
14'	10 lbs./sq. ft.	25 lbs./sq. ft.	35 lbs./sq. ft.
16'	n/a	15 lbs./sq. ft.	25 lbs./sq. ft.

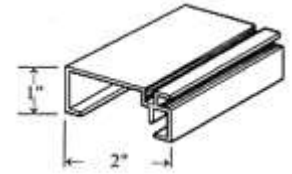


We accept VISA, MasterCard and PayPal payments
OR get a 5% discount by sending a Certified Check.
Please note special or custom orders not returnable.

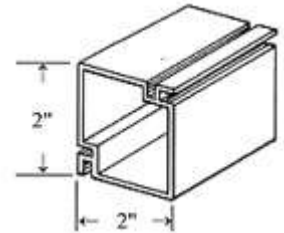
**For Information or to order
CALL (800) 922-4760**



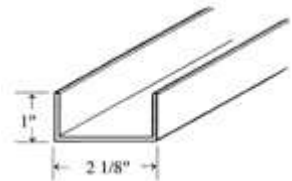
H122 - Vertical supports



H121 - Horizontal supports...top, bottom and mullion



H120 - Used in place of the H122 on a corner



H123 - top and bottom U channels

Included:

- 18x16 mesh fiberglass screen (other types available on request)
- Spline
- Spline roller
- Foam tape
- Self tapping hex head Tek screws
- Touch up paint



We accept VISA, MasterCard and PayPal payments
OR get a 5% discount by sending a Certified Check.
Please note special or custom orders not returnable.

**For Information or to order
CALL (800) 922-4760**